


LASTRINE



LASTRINE DRITTE PIANE FERRO ZINCATO
MM 20X1,5

| | |
|----------------|--------|
| ART 804 | MM 80 |
| ART 805 | MM 100 |
| ART 806 | MM 120 |



LASTRINE DRITTE PIANE FERRO ZINCATO
MM 30X2

| | |
|---------------|--------|
| ART 48 | MM 80 |
| ART 59 | MM 100 |




LASTRINE QUADRE PIANE FERRO ZINCATO SP.1,0

| | |
|---------------|----------|
| ART 57 | MM 40X40 |
|---------------|----------|




LASTRINE RETTANGOLARI PIANE
FERRO ZINCATO SP.1,0

| | |
|----------------|----------|
| ART 415 | MM 40X50 |
|----------------|----------|




LASTRINE RETTANGOLARI PIANE PESANTI
FERRO ZINCATO SP.2,5

| | |
|----------------|-----------|
| ART 352 | MM 50X120 |
|----------------|-----------|



PIASTRE RETTANGOLARI PIANE PESANTI
FERRO ZINCATO SP.2,5

| | |
|----------------|------------|
| ART 368 | MM 100X120 |
| ART 370 | MM 100X160 |
| ART 372 | MM 100X200 |



ANGOLI DI RINFORZO FERRO ZINCATO PT 18X2

| | |
|---------------|------------|
| ART 65 | MM 80X80 |
| ART 66 | MM 100X100 |
| ART 67 | MM 120X120 |

LASTERINE



LASTERINE PIEGATE FERRO ZINCATO MM 15X2,0

| | |
|----------------|------------|
| ART 811 | MM 20X20 |
| ART 813 | MM 30X30 |
| ART 814 | MM 40X40 |
| ART 815 | MM 50X50 |
| ART 816 | MM 60X60 |
| ART 818 | MM 80X80 |
| ART 820 | MM 100X100 |



LASTERINE PIEGATE FERRO ZINCATO MM 30X2,0

| | |
|----------------|----------|
| ART 107 | MM 60X60 |
| ART 108 | MM 80X80 |



LASTERINE PIEGATE FERRO ZINCATO MM 40X1,0

| | |
|----------------|----------|
| ART 120 | MM 20X20 |
|----------------|----------|



LASTERINE PIEGATE FERRO ZINCATO MM 40X1,5

| | |
|----------------|----------|
| ART 490 | MM 25X25 |
|----------------|----------|



LASTERINE PIEGATE FERRO ZINCATO MM 40X2,5

| | |
|----------------|----------|
| ART 112 | MM 45X45 |
|----------------|----------|



LASTERINE PIEGATE FERRO ZINCATO MM 64X1.5

| | |
|----------------|----------|
| ART 194 | MM 14X21 |
|----------------|----------|



LASTERINE PIEGATE FERRO ZINCATO MM 32X1.5

| | |
|----------------|--------------|
| ART 425 | MM 21,5X14,5 |
|----------------|--------------|

LASTRINE



LASTRINE PIEGATE FERRO ZINCATO MM 50X1,0

| | |
|----------------|----------|
| ART 119 | MM 20X20 |
|----------------|----------|



LASTRINE PIEGATE FERRO ZINCATO MM 67X1,0


| | |
|----------------|----------|
| ART 738 | MM 21X21 |
|----------------|----------|



PIASTRE ANGOLARI FERRO ZINCATO SP 2,5

| | |
|----------------|-------------|
| ART 395 | MM 65X85X85 |
|----------------|-------------|

| | |
|----------------|---------------|
| ART 397 | MM 90X100X100 |
|----------------|---------------|



PIASTRE ANGOLARI 135° FERRO ZINCATO SP 2,5

| | |
|----------------|-------------|
| ART 388 | MM 50X60X60 |
|----------------|-------------|



PIASTRE ANGOLARI FERRO ZINCATO SP 4,0

| | |
|----------------|--------------|
| ART 748 | MM 65X90X285 |
|----------------|--------------|



LASTRINE PIEGATE FERRO MM 15X17X17 SP.1,5

| | |
|-----------------|----------|
| ART. 122 | OTTONATE |
|-----------------|----------|

| | |
|-----------------|-----------|
| ART. 123 | NICHELATE |
|-----------------|-----------|

| | |
|-----------------|----------|
| ART. 124 | BRONZATE |
|-----------------|----------|



LASTRINE PIEGATE FERRO MM 15X16X29,5 SP 1,5

| | |
|-----------------|----------|
| ART. 198 | OTTONATE |
|-----------------|----------|

| | |
|-----------------|----------|
| ART. 199 | BRONZATE |
|-----------------|----------|

LASTERINE



LASTERINE ANGOLARI FERRO MM 15X23,5X34 SP 1,5

ART. 138 OTTONATE

ART. 139 NICHELATE

ART. 140 BRONZATE



LASTERINE ANGOLARI FERRO MM 15X22X70 SP 2,0

ART 51358 ZINCATE



LASTERINE ANGOLARI FERRO MM 21X22X28 SP 2,0

ART. 95 OTTONATE

ART. 96 NICHELATE

ART. 97 BRONZATE



LASTERINE FERMA ANTINA FERRO ZINCATO MM 33X15X9,5 SP.0,8

ART 1796 ZINCATE




LASTERINE FERMASCHIENALE A 4 PUNTE FERRO

ART 149 MM 21X17



FERMASCHIENALE IN PLASTICA

91697 BIANCHE



ATTACCAGLIE AD INSERIMENTO FERRO ZINCATO

ART. 408 QUADRA

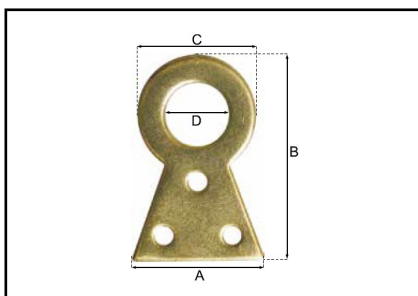
ART. 409 OVALE

LASTRINE



ATTACCAGLIE CON ASOLA FERRO ZINCATO SP.2

ART. 223 MM 50X14




ATTACCAGLIE A CODA DI RONDINE

ART. 220 A=20 B=29 C=17 D=10


ART. 221 A=22 B=34 C=19 D=10

ART. 222 A=24 B=38 C=22 D=11



LASTRINE ATTACCAGLIE FERRO ZINCATO SP 1,5

ART. 38 MM 19X100



LASTRINE ATTACCAGLIE FERRO ZINCATO SP 1,5

ART. 1208 MM 19X100



LASTRINE ATTACCAGLIE FERRO ZINCATO SP 1,5


ART. 50



LASTRINE ATTACCAGLIE FERRO ZINCATO SP 1,5

ART. 276

ATTACCAGLIE PER PENSILI



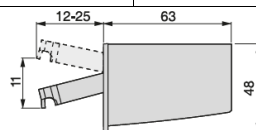
ATTACCAGLIE PER PENSILI REGOLABILI

| | |
|----------------|--------------------------|
| ART. 1 | PER FISSAGGIO A TASSELLO |
| ART. 49 | PER FISSAGGIO A BARRA |




REGGIPENSILI REGOLABILI FISSAGGIO A VITE PORTATA KG 70 A COPPIA

| | |
|---------------------|----------|
| ART. 8921621 | DESTRI |
| ART. 8921521 | SINISTRI |



COPERTURE PER REGGIPENSILI

| | |
|--|-----------------|
| | NICHEL SATINATE |
| | BIANCO |
| | GRIGIO |




REGGIPENSILI A SCOMPARSA REGOLABILI

| | |
|-----------------|-----------|
| ART. 740 | MM 148X42 |
|-----------------|-----------|



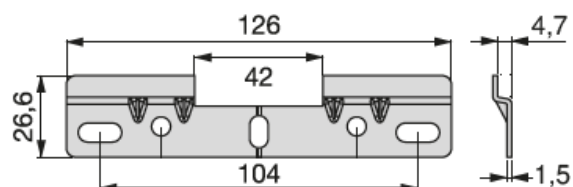
BARRA PER PENSILI MM 2000

| | |
|-----------------|-------|
| ART. 174 | MM 40 |
| ART. 603 | MM 50 |



PIASTRA REGGIPENSILI MM 126

| | |
|-------------------|--|
| ART. 91732 | |
|-------------------|--|

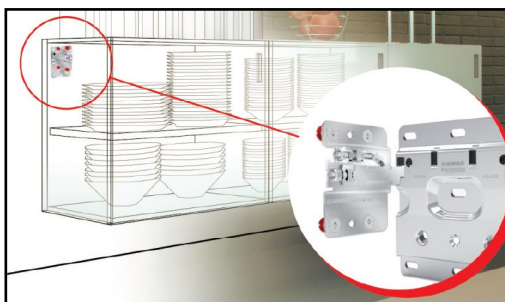
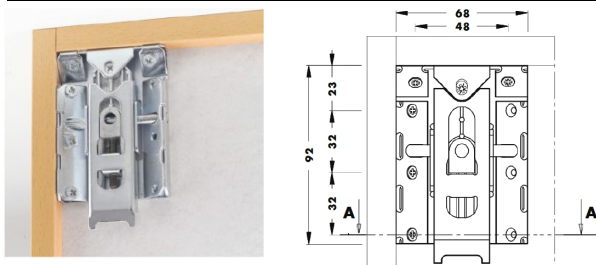


ATTACCAGLIE PER PENSILI



REGGIPENSILI A SCOMPARSA

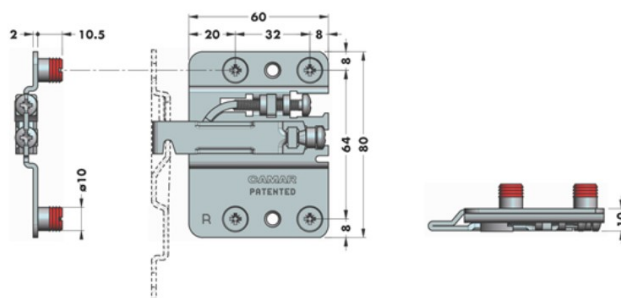
ART. 42040 MM 68X92



REGGIBASE A SCOMPARSA

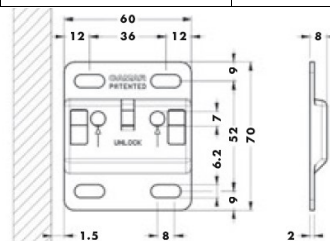
ART. 4911080D MM 60X80 DESTRO

ART. 4911080S MM 60X80 SINISTRO



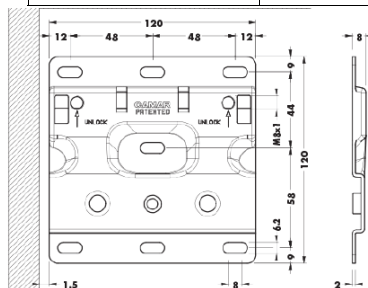
PIASTRA DI FISSAGGIO

ART. 49110070 MM 60X70



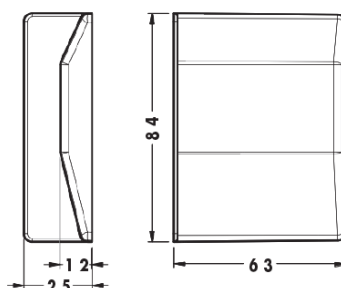
PIASTRA DI FISSAGGIO

ART. 49110120 MM 120X120



COPERTURA IN PLASTICA COLORE BIANCO

ART. 49109063 MM 63X84

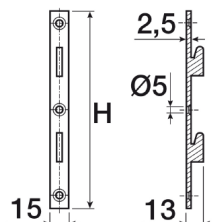


LASTRINE VARIE



LASTRINE DRITTE FERRO ZINCATO SP. 1,0

ART. 289 MM 80X25

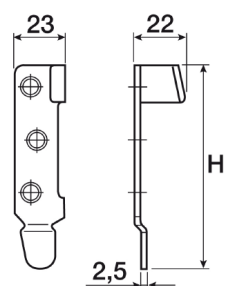



FERRI DA LETTO

ART. 98 1 GANCIO H= MM 80

ART. 98 2 GANCI H=MM 120

ART. 98 2 GANCI H=MM 140



FERRI DA LETTO AD INCASTRO

ART. 360E095 H=MM 95

ART. 360E150 H=MM 150



FERMASPECCHI AD UNGHIA MM 11X20X11

ART. 010077 OTTONE LUCIDO

ART. 110077 OTTONE NICHELATO



FERMASPECCHI AD ANGOLO FERRO NICHELATO

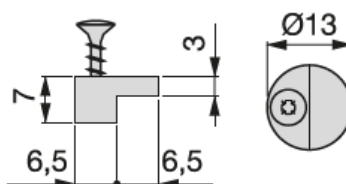
ART. 110142 MM 28X28X37 SP 4

ART. 120142 MM 38X38X54 SP 5



FERMASPECCHI TERMOPLASTICA TRASPARENTE


ART. 80924



PROFILI ALLUMINIO

| | |
|----------------------------------|--------------------------|
| PROFILO ANGOLARE SPESSORE MM 1 | |
| 850 | MM 10X10 |
| 851 | MM 15X15 ** |
| 852 | MM 20X20 ** |
| 853 | MM 25X25 ** |
| 855 | MM 30X30 ** |
| 856 | MM 40X40 SP 1,5 |
| 857 | MM 50X50 SP. 2,0 |
| PROFILO ANGOLARE SPESSORE MM 1 | |
| 955 | MM 15X10 |
| 950 | MM 20X10 |
| 951 | MM 25X15 |
| 954 | MM 30X15 |
| 952 | MM 30X20 |
| 953 | MM 40X15 |
| L40X20X2 | MM 40X20X2 |
| L50X30X2 | MM 50X30 <i>SP. MM 2</i> |
| PROFILO CANALINO SPESSORE MM 1 | |
| 1013 | MM 8X8 |
| 1012 | MM 10X10 |
| 1010 | MM 10X15 |
| PROFILO DOPPIO CANALINO SP. MM 1 | |
| 1029 | MM 16X7 |
| 1030 | MM 16X12 |
| 1031 | MM 20X10 |
| TUBO TONDO SPESSORE MM 1 | |
| 1104 | DIAMETRO MM 16 |
| 1105 | DIAMETRO MM 18 |
| 1106 | DIAMETRO MM 20 |
| TONDO PIENO | |
| 1142 | DIAMETRO MM 8 |
| QUADRO PIENO | |
| 1220 | SEZIONE MM 8X8 |

PROFILI IN ALLUMINIO ANODIZZATO ARGENTO ASTE mm 2000 (** ANCHE MM 3000)



| | |
|---------------------------------|----------|
| PROFILO PIATTO SPESSORE MM 2 | |
| 756 | MM 12 |
| 753 | MM 15 |
| 750 | MM 20 ** |
| 752 | MM 25 |
| 755 | MM 30 |
| 754 | MM 40 |
| P50X2.0 | MM 50 |
| PROFILO UNGHIETTA | |
| 1060 | MM 16 |
| 1062 | MM 22 |
| 1063 | MM 25 |
| PROFILO A T SPESSORE MM 1,5 | |
| 1300 | MM 15X15 |
| 1304 | MM 25X25 |
| TUBO QUADRO SPESSORE MM 1 | |
| 1182 | MM 10X10 |
| 1183 | MM 15X15 |
| 1180 | MM 20X20 |
| TUBO RETTANGOLARE SPESSORE MM 1 | |
| 1260 | MM 20X10 |
| 1261 | MM 30X15 |